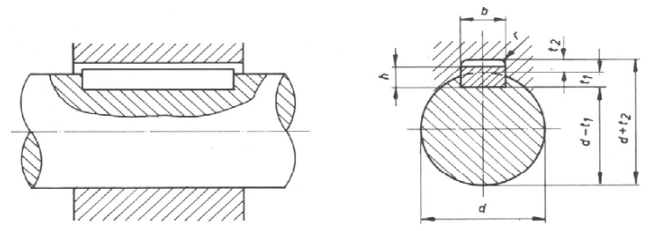


Rozměry upínacích pouzder Taper / Taper Bushes Dimensions

Typ	mm/inch	Standardní průměry děr / Standard Bore Diameter D
1008	[mm] [inch]	9, 10, 11, 12, 14, 15, 16, 18, 19, 20, 22, 24, 25* 3/8, 7/16, 1/2, 9/16, 5/8, 11/16, 3/4, 13/16, 7/8, 15/16*, 1*
1108	[mm] [inch]	9, 10, 11, 12, 14, 15, 16, 18, 19, 20, 22, 24, 25, 28* 3/8, 7/16, 1/2, 9/16, 5/8, 11/16, 3/4, 13/16, 7/8, 15/16, 1, 1 1/16*, 1 1/8*
1210	[mm] [inch]	11, 12, 14, 15, 16, 18, 19, 20, 22, 24, 25, 28, 30, 32 1/2, 9/16, 5/8, 11/16, 3/4, 13/16, 7/8, 15/16, 1, 1 1/16, 1 1/8, 1 3/16, 1 1/4
1215	[mm] [inch]	11, 12, 14, 15, 16, 18, 19, 20, 22, 24, 25, 28, 30, 32 1/2, 9/16, 5/8, 11/16, 3/4, 13/16, 7/8, 15/16, 1, 1 1/16, 1 1/8, 1 3/16, 1 1/4
1310	[mm] [inch]	12, 14, 15, 16, 18, 19, 20, 22, 24, 25, 28, 30, 32, 35* 1/2, 9/16, 5/8, 11/16, 3/4, 13/16, 7/8, 15/16, 1, 1 1/16, 1 1/8, 1 3/16, 1 1/4, 1 5/16, 1 3/8
1610	[mm] [inch]	12, 14, 15, 16, 18, 19, 20, 22, 24, 25, 28, 30, 32, 35, 38, 40, 42 1/2, 9/16, 5/8, 11/16, 3/4, 13/16, 7/8, 15/16, 1, 1 1/16, 1 1/8, 1 3/16, 1 1/4, 1 5/16, 1 3/8, 1 7/16, 1 1/2, 1 5/8
1615	[mm] [inch]	12, 14, 15, 16, 18, 19, 20, 22, 24, 25, 28, 30, 32, 35, 38, 40, 42* 1/2, 9/16, 5/8, 11/16, 3/4, 13/16, 7/8, 15/16, 1, 1 1/16, 1 1/8, 1 3/16, 1 1/4, 1 5/16, 1 3/8, 1 7/16, 1 1/2, 1 5/8*
2012	[mm] [inch]	14, 15, 16, 18, 19, 20, 22, 24, 25, 28, 30, 32, 35, 38, 40, 42, 45, 48, 50 3/4, 13/16, 7/8, 15/16, 1, 1 1/16, 1 1/8, 1 3/16, 1 1/4, 1 5/16, 1 3/8, 1 7/16, 1 1/2, 1 5/8, 1 3/4, 1 7/8, 2
2517	[mm] [inch]	19, 20, 22, 24, 25, 28, 30, 32, 35, 38, 40, 42, 45, 48, 50, 55, 60, 65 3/4, 13/16, 7/8, 15/16, 1, 1 1/16, 1 1/8, 1 3/16, 1 1/4, 1 5/16, 1 3/8, 1 7/16, 1 1/2, 1 5/8, 1 3/4, 1 7/8, 2
3020	[mm] [inch]	25, 28, 30, 32, 35, 38, 40, 42, 45, 48, 50, 55, 60, 65, 70, 75 1 1/4, 1 5/16, 1 3/8, 1 7/16, 1 1/2, 1 5/8, 1 3/4, 1 7/8, 2, 2 1/8, 2 1/4, 2 3/8, 2 1/2, 2 5/8, 2 3/4, 2 7/8, 3
3030	[mm] [inch]	25, 28, 30, 32, 35, 38, 40, 42, 45, 48, 50, 55, 60, 65, 70, 75 1 1/4, 1 5/16, 1 3/8, 1 7/16, 1 1/2, 1 5/8, 1 3/4, 1 7/8, 2, 2 1/8, 2 1/4, 2 3/8, 2 1/2, 2 5/8, 2 3/4, 2 7/8, 3
3525	[mm] [inch]	28, 30, 32, 35, 38, 40, 42, 45, 48, 50, 55, 60, 65, 70, 75, 80, 85, 90 1 1/2, 1 5/8, 1 3/4, 1 7/8, 2, 2 1/8, 2 1/4, 2 3/8, 2 1/2, 2 5/8, 2 3/4, 2 7/8, 3, 3 1/8, 3 1/4, 3 3/8, 3 1/2*
3535	[mm] [inch]	28, 30, 32, 35, 38, 40, 42, 45, 48, 50, 55, 60, 65, 70, 75, 80, 85, 90 1 1/2, 1 5/8, 1 3/4, 1 7/8, 2, 2 1/8, 2 1/4, 2 3/8, 2 1/2, 2 5/8, 2 3/4, 2 7/8, 3, 3 1/8, 3 1/4, 3 3/8, 3 1/2*
4030	[mm] [inch]	40, 42, 45, 48, 50, 55, 60, 65, 70, 75, 80, 85, 90, 95, 100 1 3/4, 1 7/8, 2, 2 1/8, 2 1/4, 2 3/8, 2 1/2, 2 5/8, 2 3/4, 2 7/8, 3, 3 1/8, 3 1/4, 3 3/8, 3 1/2, 3 3/4*, 4*
4040	[mm] [inch]	40, 42, 45, 48, 50, 55, 60, 65, 70, 75, 80, 85, 90, 95, 100 1 3/4, 1 7/8, 2, 2 1/8, 2 1/4, 2 3/8, 2 1/2, 2 5/8, 2 3/4, 2 7/8, 3, 3 1/8, 3 1/4, 3 3/8, 3 1/2, 3 3/4*, 4*
4535	[mm] [inch]	55, 60, 65, 70, 75, 80, 85, 90, 95, 100, 105, 110 2 1/4, 2 3/8, 2 1/2, 2 5/8, 2 3/4, 2 7/8, 3, 3 1/8, 3 1/4, 3 3/8, 3 1/2, 3 3/4, 4, 4 1/4*, 4 1/2*
4545	[mm] [inch]	55, 60, 65, 70, 75, 80, 85, 90, 95, 100, 105, 110 2 1/4, 2 3/8, 2 1/2, 2 5/8, 2 3/4, 2 7/8, 3, 3 1/8, 3 1/4, 3 3/8, 3 1/2, 3 3/4, 4, 4 1/4*, 4 1/2*
5040	[mm] [inch]	70, 75, 80, 85, 90, 95, 100, 105, 110, 115, 120, 125 2 3/4, 2 7/8, 3, 3 1/8, 3 1/4, 3 3/8, 3 1/2, 3 3/4, 4, 4 1/4, 4 1/2, 4 3/4, 5*
5050	[mm] [inch]	70, 75, 80, 85, 90, 95, 100, 105, 110, 115, 120, 125 2 3/4, 2 7/8, 3, 3 1/8, 3 1/4, 3 3/8, 3 1/2, 3 3/4, 4, 4 1/4, 4 1/2, 4 3/4, 5*

Rozměry per dle UNI 6604-69 / DIN 6885 / Keyway UNI 6604-69 / DIN 6885

D [mm]	b [mm]	h [mm]	D [inch]	b [inch]	h [inch]
10÷12	4	1,8	3/8÷1/2	1/8	1/16
13÷17	5	2,3	9/16÷3/4	3/16	3/32
18÷22	6	2,8	13/16÷1	1/4	1/8
23÷30	8	3,3	1/16÷1-1/4	5/16	1/8
31÷38	10	3,3	1-5/16÷1-1/2	3/8	1/8
39÷44	12	3,3	1-5/8÷1-3/4	7/16	5/32
45÷50	14	3,8	1-7/8÷2	1/2	5/32
51÷58	16	4,3	2-1/8÷2-1/2	5/8	7/32
59÷65	18	4,4	2-5/8÷3	3/4	1/4
66÷75	20	4,9	3-1/8÷3-1/2	7/8	5/16
76÷85	22	5,4	3-3/4÷4	1	3/8
86÷95	25	5,4	4-1/4÷5	1 1/4	7/16
196÷110	28	6,4			
111÷130	32	7,4			



Materiál:

GG20 = šedá litina / GG20 = iron cast

* ST = ocel / * ST = steel

Pozor rozměry se sníženým perem / Dimensions with reduced keyway

TB 1008 - 24,25 ... h=1,3mm

TB 1615 - 42 ... h=2,2mm

TB 1108 - 28 ... h=1,3mm

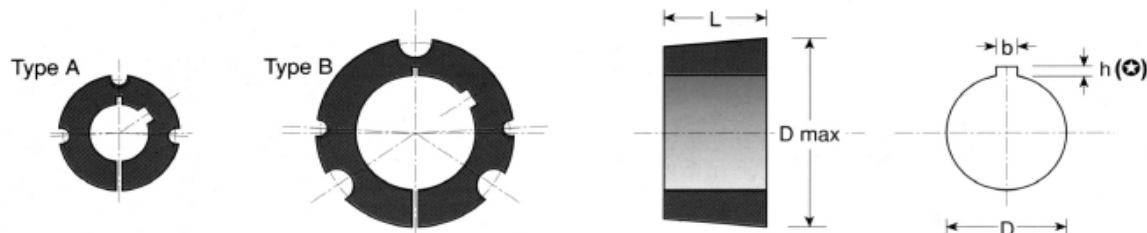
TB 2517 - 65 ... h=2,8mm

TB 1310 - 35 ... h=1,3mm

Taper pouzdra
Taper Bushes



TAPER



Příklad objednávky: Obj.číslo/ Part.No. = TB 1610 - 25

Upínací pouzdra Taper / Taper Bushes

Typ-Obj.č. Part.No.	Rozměry / Dimensions			Typ Type	Up.šrouby/Clamp.Screws			Moment/Torque			Svěrná síla Clamp.force [N]	Hmotnost Weight [kg]
	D od-do [mm]	D max [mm]	L [mm]		Typ/ Type	Klíč Wrench	Moment/ Torq.Nm	D= [mm]	bez pera [Nm]	s perem [Nm]		
1008	10-25	35,0	22,3	A	1/4x1/2	3	5,7 (4,7)**	12 19 24	22 37 58	136	3990 4940 5490	0,12
<i>D = 9, 10, 11, 12, 14, 15, 16, 18, 19, 20, 22, 24, 25</i>												
1108	10-28	38,0	22,3	A	1/4x1/2	3	5,7 (4,7)**	19 24 28	40 62 71	147	4630 5220 5720	0,16
<i>D = 9, 10, 11, 12, 14, 15, 16, 18, 19, 20, 22, 24, 25, 28</i>												
1210	11-32	47,5	25,4	A	3/8x5/8	5	20 (15)**	19	105	407	9800	0,28
1215	11-32	47,5	38,1		3/8x5/8	5	20 (15)**	24 32	140 180	407	10900 12300	
<i>D = 11, 12, 14, 15, 16, 18, 19, 20, 22, 24, 25, 28, 30, 32</i>												
1310	12-35	50,5	25,4	A	3/8x5/8	5	20 (15)**	14 25 35	59 120 210	435	8840 10900 12300	0,39
<i>D = 12, 14, 15, 16, 18, 19, 20, 22, 24, 25, 28, 30, 32, 35</i>												
1610	14-42	57,0	25,4	A	3/8x5/8	5	20 (15)**	19 24	98 135	486	8500 9570	0,32
1615	14-42	57,0	38,1		3/8x5/8	5	20 (15)**	38 42	240 265	486	11900 12700	
<i>D = 12, 14, 15, 16, 18, 19, 20, 22, 24, 25, 28, 30, 32, 35, 38, 40, 42</i>												
2012	14-50	70,0	31,8	A	7/16x7/8	6	31 (25)**	24	165	808	11500	0,75
2017	14-50	70,0	44,5		7/16x7/8	6	31 (25)**	38 50	310 420	808	14400 16700	
<i>D = 14, 15, 16, 18, 19, 20, 22, 24, 25, 28, 30, 32, 35, 38, 40, 42, 45, 48, 50</i>												
2517	16-60	85,5	44,5	A	1/2x1	6	49 (35)**	38	380	1311	17000	1,10
2525	16-60	85,5	63,5		1/2x1	6	49 (35)**	48 60	510 690	1311	19200 22300	
<i>D = 19, 20, 22, 24, 25, 28, 30, 32, 35, 38, 40, 42, 45, 48, 50, 55, 60, 65</i>												
3020	25-75	108,0	50,8	A	5/8x1 1/4	8	92 (70)**	38 48	480 600	2712	23900 26100	2,61
3030	25-75	108,0	76,2		5/8x1 1/4	8	92 (70)**	60 75	900 1300	2712	31500 34500	
<i>D = 25, 28, 30, 32, 35, 38, 40, 42, 45, 48, 50, 55, 60, 65, 70, 75</i>												
3525	35-90	127,0	63,5	B	1/2x1 1/2	10	115 (85)**	42	700	5062	41000	3,90
3535	35-90	127,0	88,9		1/2x1 1/2	10	115 (85)**	60 90	1450 2300	5062	49800 59000	
<i>D = 28, 30, 32, 35, 38, 40, 42, 45, 48, 50, 55, 60, 65, 70, 75, 80, 85, 90</i>												
4030	40-100	146,0	76,2	B	5/8x1 3/4	1/2"	170 (120)**	48	1250	8735	68000	7,10
4040	40-100	146,0	101,6		5/8x1 3/4	1/2"	170 (120)**	75 100	2200 3460	8735	77200 89400	
<i>D = 40, 42, 45, 48, 50, 55, 60, 65, 70, 75, 80, 85, 90, 95, 100</i>												
4535	55-110	162,0	88,9	B	3/4x2	9/16"	190 (140)**	55	1840	12430	79600	11,80
4545	55-110	162,0	114,3		3/4x2	9/16"	190 (140)**	75 100	3000 4500	12430	93000 107700	
<i>D = 55, 60, 65, 70, 75, 80, 85, 90, 95, 100, 105, 110</i>												
5040	70-125	177,5	101,6	B	7/8x2 1/4	9/16"	270 (200)**	75	3250	14238	91800	14,20
5050	70-125	177,5	127,0		7/8x2 1/4	9/16"	270 (200)**	100 125	4800 5900	14238	106600 119500	
<i>D = 70, 75, 80, 85, 90, 95, 100, 105, 110, 115, 120, 125</i>												

** Snížené hodnoty utahovacích momentů při montáži na hřídel s perem / Installation with key

Velikosti 6050 až 120100 a jiné rozměry nabízíme na základě poptávky / Sizes 6050 ... 120100 and other dimensions can be manufactured on request.

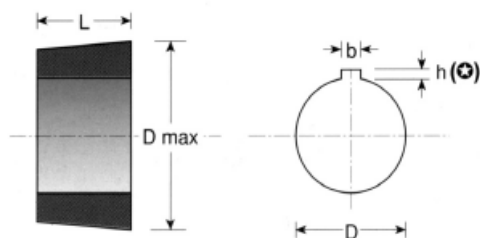
Taper pouzdra velkých rozměrů 6050 až 120100

Taper Bushes Large Sizes 6050 to 120100

TAPER

Type C

Se šrouby se šesti-
hrannou hlavou /
With Hex Head Bolts



Rozměry upínacích pouzder Taper / Taper Bushes Dimensions

Typ	mm/inch	Standardní průměry děr / Standard Bore Diameter D
6050	[mm] [inch]	100, 105, 110, 115, 120, 125, 130, 135, 140, 145, 150 <i>na požádání / on request</i>
7060	[mm] [inch]	110, 115, 120, 125, 130, 135, 140, 145, 150, 155, 165, 170 <i>na požádání / on request</i>
8065	[mm] [inch]	110, 115, 120, 125, 130, 135, 140, 145, 150, 155, 165, 170, 175, 180, 185, 190, 195, 200 <i>na požádání / on request</i>
10085	[mm] [inch]	150, 155, 165, 170, 175, 180, 185, 190, 195, 200, ..., 250 <i>na požádání / on request</i>
120100	[mm] [inch]	<i>na požádání / on request</i>

Upínací pouzdra Taper / Taper Bushes

Typ-Obj.č. Part.No.	Rozměry / Dimensions			Typ Type	Up.šrouby/Clamp.Screws				Moment/Torque		Hmotnost Weight [kg]
	D od-do [mm]	D max [mm]	L [mm]		Typ/ Type	Počet No.	Klíč Wrench	Moment/ Torq.[Nm]	D= [mm]	bez pera [Nm]	
6050	100-150	234,95	127,0	C	M 33	3	50	884 (660)**	100 125 150	8950 11900 14900	22,7 24,9 27,2
<i>D = 100, 105, 110, 115, 120, 125, 130, 135, 140, 145, 150</i>											
7060	110-170	260,35	153,0	C	M 33	4	50	884 (660)**	125 150 175	15600 19400 23200	29,4 34,2 38,5
<i>D = 110, 115, 120, 125, 130, 135, 140, 145, 150, 155, 165, 170</i>											
8065	110-200	285,74	165,0	C	M 33	4	50	884 (660)**	110	14900	45,5
<i>D = 110, 115, 120, 125, 130, 135, 140, 145, 150, 155, 165, 170, 175, ..., 200</i>											
10085	150-250	374,65	216,0	C	M36	4	55	1548	110	25900	86,5
<i>D = 150, 155, 165, 170, 175, 180, 185, 190, 195, 200, ..., 250</i>											
120100	150-300	438,15	254,0	C	M36	4	55	1548	150	44900	131,0
<i>D = ... na požádání / on request</i>											

** Snížené hodnoty utahovacích momentů při montáži na hřídel s perem / Installation with key

Poznámka: Rozměry průměrů nábojů prosím konzultujte s technickým oddělením / Note: For dimensions required for machining hubs, consult technical dept..

Pouzdra Taper velikostí 6050 ... 120100 nejsou standardní skladovým sortimentem a jsou vyráběna pouze na zakázku. / Taper bushes in sizes 6050 ... 120100 are not a standard stock program and are only made to order.